



Mounting

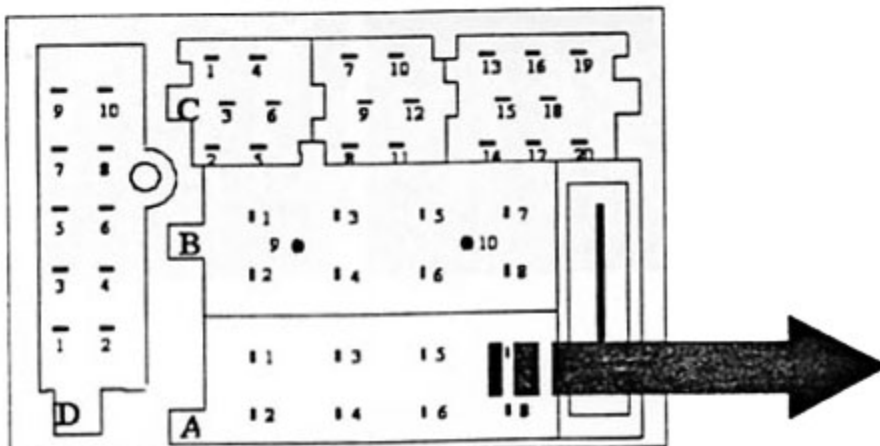
1) Extract Radio and cupholder/cardholder unit



2) Stick a velcro strip on the adapter




3) Disconnect the radio power supply (disconnect connector)



Summary

Parts	1
Connection diagram	1
Mounting	2

Parts



Connection diagram

